

Unit Specification

INT6E1 – Support Sign Language
Interpreting through Sight Translations of
Routine Written Documents

L/602/0491

Sept 2017 – Aug 2018

UNIT SPECIFICATION

Unit INT6E1 - Support Sign Language Interpreting through Sight Translations of Routine Written Documents

(RQF Accreditation Number L/602/0491)

For the Level 6 NVQ Diploma in Sign Language Interpreting (501/0076/2) this unit is optional.
For the Level 6 Diploma in Sign Language Translation (600/2941/9) this unit is mandatory.

Unit aim


The candidate will be able to demonstrate their ability to produce at sight translations of written documents into signed language.

This unit is recommended for people who have excellent language skills in two languages and who would like to develop or accredit the skills needed to work as a professional interpreter/translator.

Unit summary

Guided learning hours	Additional study/practice time	Total learning time	Credit value at Level 6
160	80	240	24


Learning outcomes	Assessment criteria
By the end of this unit of learning, the successful learner will:	By the end of this unit of learning, the successful learner can:
1. Produce translations of written documents at sight into sign language	1.1 Assess own ability to provide a sight translation of the document 1.2 Determine own ability to prepare a sight translation within a reasonable time (typically within twenty minutes)



Learning outcomes By the end of this unit of learning, the successful learner will:	Assessment criteria By the end of this unit of learning, the successful learner can:
	1.3 Suggest an alternative solution to the user(s) of interpreting service, if more preparation or research is needed than is feasible given the time available and/or the current context 1.4 Make effective use of reference materials to check on unfamiliar vocabulary 1.5 Give an accurate sight translation of the contents of the document 1.6 Translate at sight factual information as well as concepts and opinions 1.7 Reflect the language, register and tone used in the document 1.8 Paraphrase the meaning of complex terms and phrases, if you do not know the direct equivalent in target language 1.9 If necessary, check and clarify any uncertainty of meaning with the user to whom the document belongs

ASSESSMENT SPECIFICATION

Requirements	Guidance
1. Minimum of three samples of evidence.	An example of sight translation might be an occasion when you are interpreting at an interview or meeting where a Deaf person needs help to complete a form, such as a guidance leaflet, and the interpreter needs to sight translate this as part of the assignment.
2. The written document should be between 180 – 250 words in length and contain complex language appropriate to this level.	<p>Please note that the materials should be of a Level 6 standard, e.g. for example, candidates should not sight translate a basic letter where the information is basic and not complex.</p> <p>Examples of evidence at Level 6 are: Leaflets, DLA questionnaires, local government letters, course evaluation forms, financial and healthcare letters This is not an exhaustive list and other examples can be found in the glossary.</p> <p>An explanation of complex language is provided in the glossary and an overview can be found in the UK Occupational Language Standards.</p>
3. There must be evidence to show the recipient has understood the translation.	This could be a combination of head nods, relevant questions asked, seeking clarification from the interpreter with the recipient actively engaged in the translation.



Knowledge and understanding

Knowledge and understanding is not assessed separately, but through achievement of the assessment criteria.

- K1** The process of providing a sight translation from written text.
- K2** The languages in which you translate, with the ability to sign at Level 6 for the language into which you translate and at least Level 6 Reading for the language(s) out of which you translate (most likely to be English, see the UK Occupational Language Standards for performance and knowledge requirements).
- K3** The cultures, conventions and formats used to communicate orally/signed and written communication in the languages in which you interpret; and the implications of these aspects for translating a document at sight.
- K4** Register (frozen, formal, informal, colloquial and intimate); the transfer of register from one language into another; and from written into spoken or signed language.
- K5** Techniques to assess the requirements for sight translations and the clients' and users' needs.
- K6** Contract negotiation and agreement to carry out sight translations, including time scales, payment, professional indemnity as well as third party insurance.
- K7** The domain(s) in which you interpret and translate at sight.
- K8** The use of reference materials, such as dictionaries and glossaries stored in hard copy or electronic format.
- K9** Alternatives to immediate sight translation, for example professional translation services.

CANDIDATE ASSESSMENT RECORD

Candidate name:..... Teacher-Assessor name:.....

Evidence date	Portfolio reference		Evidence type*	Evidence title	Learning Outcomes and Assessment Criteria – each column must be ticked to show that the criteria has been met									
	page number	clip number			1.1	1.2	1.3	1.4	1.5	1.6	1.7	1.8	1.9	


*FC = film clip, Ob = Observation, S = Simulated, L = Live, WP = Written Product, Q = Question / What If, PD = Professional Discussion, WS = Witness Statement

Candidate’s signature: Date completed:

I can confirm that the evidence is authentic work of the candidate. Teacher-assessor’s signature:

IV signature & date if sampled from this unit.....

Confirmed by initials and date at end of respective line.





Signature

Mersey House
Mandale Business Park
Belmont
Durham DH1 1TH

Telephone: 0191 383 1155

Textphone: 07974 121594

Fax: 0191 383 7914

Email: customersupport@signature.org.uk

Website: www.signature.org.uk

© Signature May 2017